

# How to register my child for a membership trial



Parent/Guardian (with ScoutMap account)

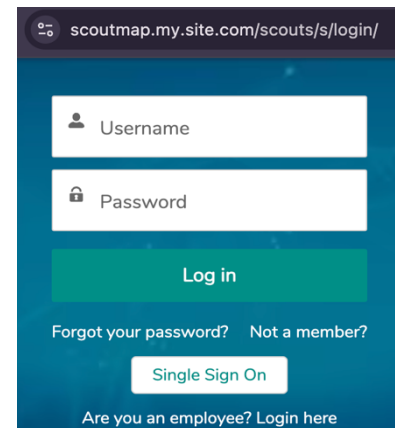
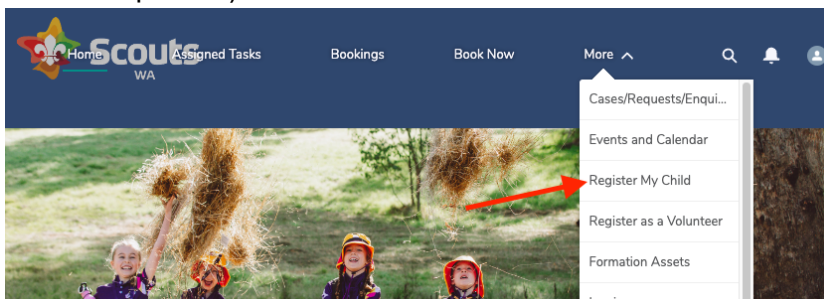
Use this resource to register your child for a membership trial with Scouts WA in ScoutMap.

## Expression of Interest

Follow these steps to register your child for a membership trial, referred to ScoutMap as an Expression of Interest:

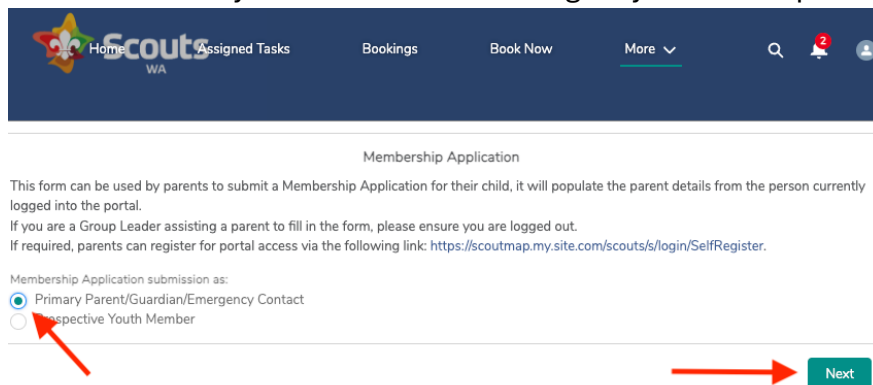
1. Navigate to ScoutMap in your preferred browser and log in.  
<https://scoutmap.my.site.com/scouts/s/login/>

2. Click the **Register My Child** option (usually under the **More** menu dropdown).



3. On the **Membership Application** form:

- a. Click the 'Primary Parent/Guardian/Emergency Contact' option.



- b. Click the **Next** button.
- c. Complete the youth member (ie your child) details.
- d. Click the **Submit** button.

4. (Optional) Review your submitted Expression of Interest:

- a. Click the **Submitted Requests/Applications** option (usually under the **More** menu dropdown).
- b. Click on the link under the **Opportunity Name** column referring to your child.